



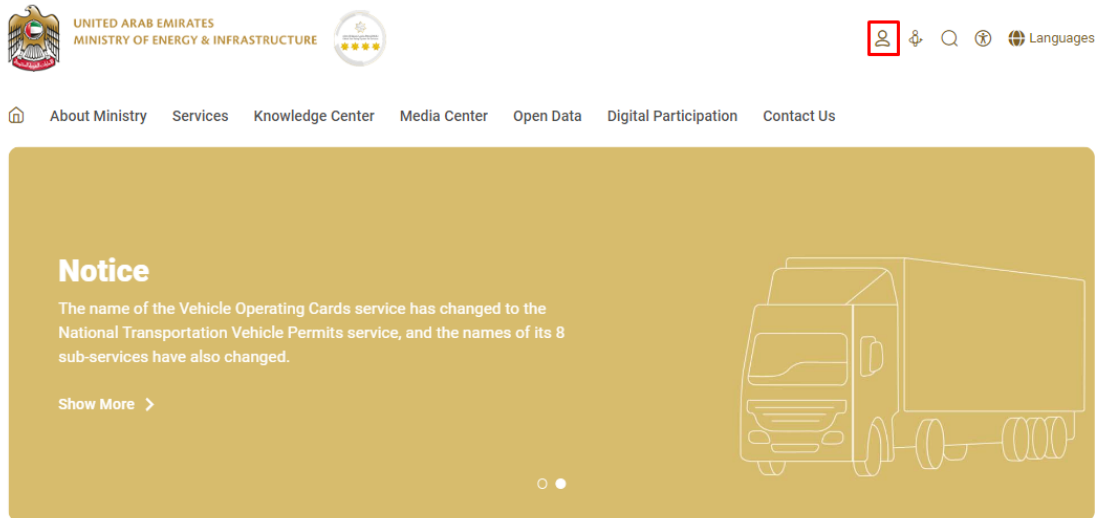
User Manual

Project Extension Application

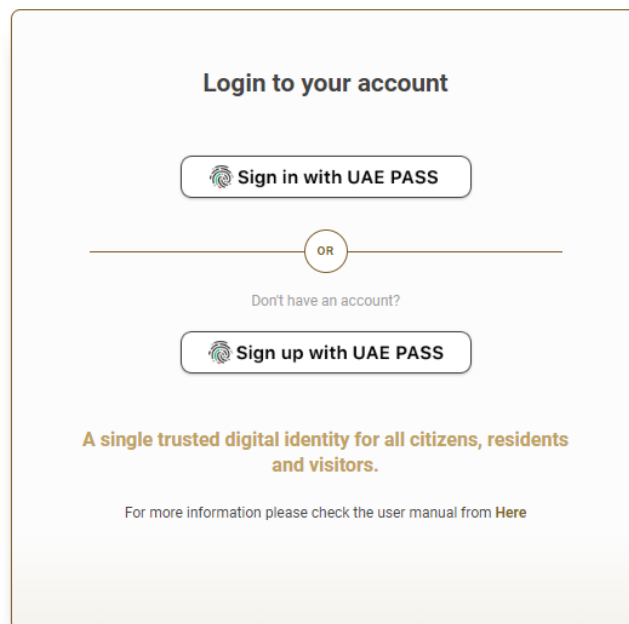
3.2 V

2025

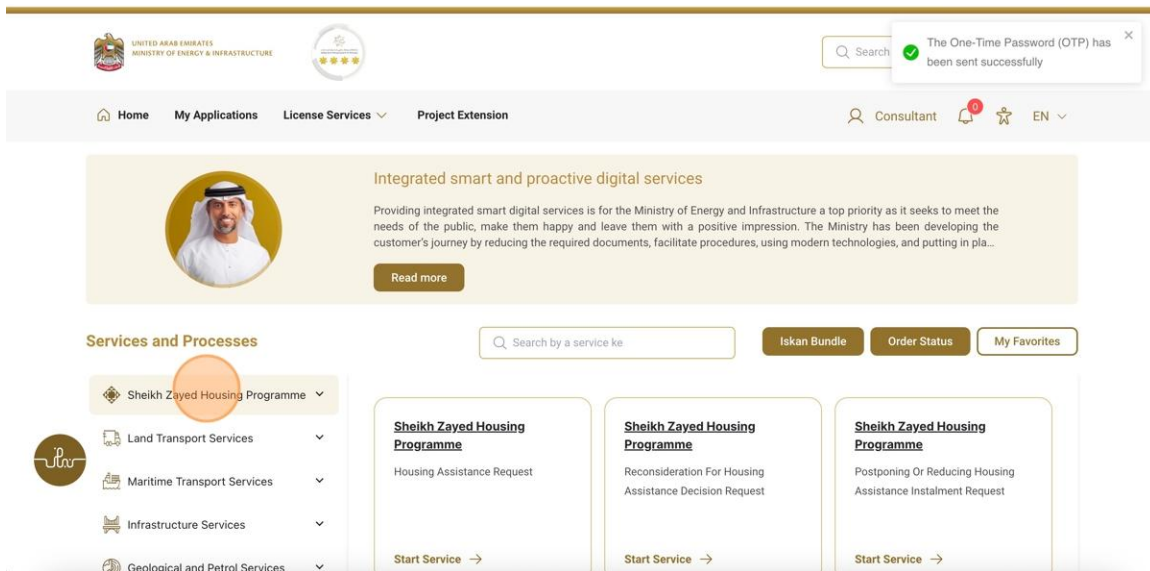
1. Open MOEI website: <https://www.moei.gov.ae>
2. Click on “LOGIN” on the header



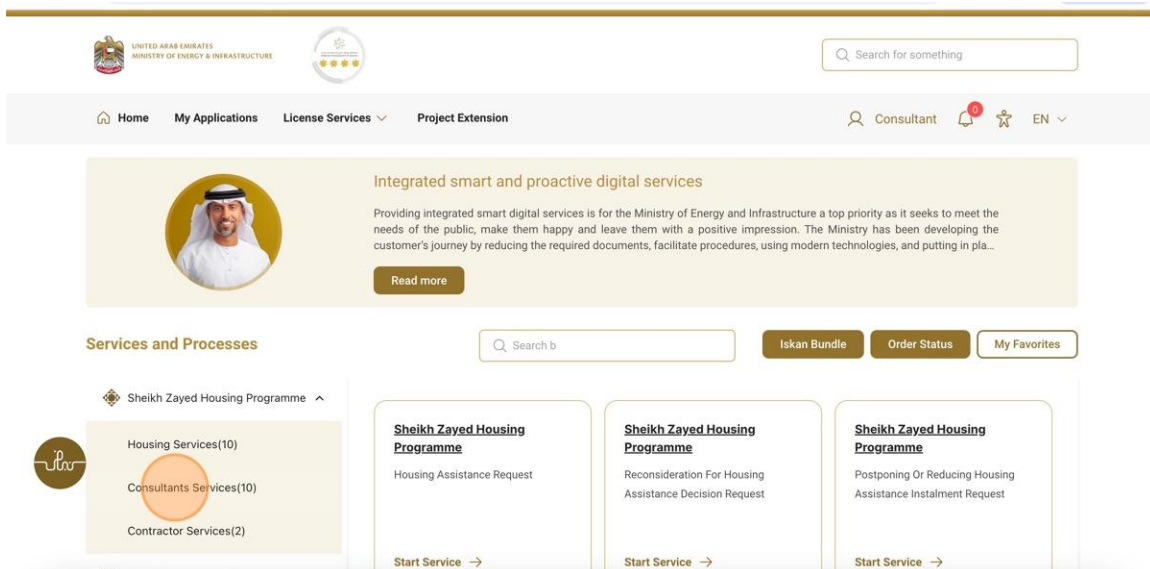
3. Then it will redirect you to the Login page, you can login using UAE PASS.



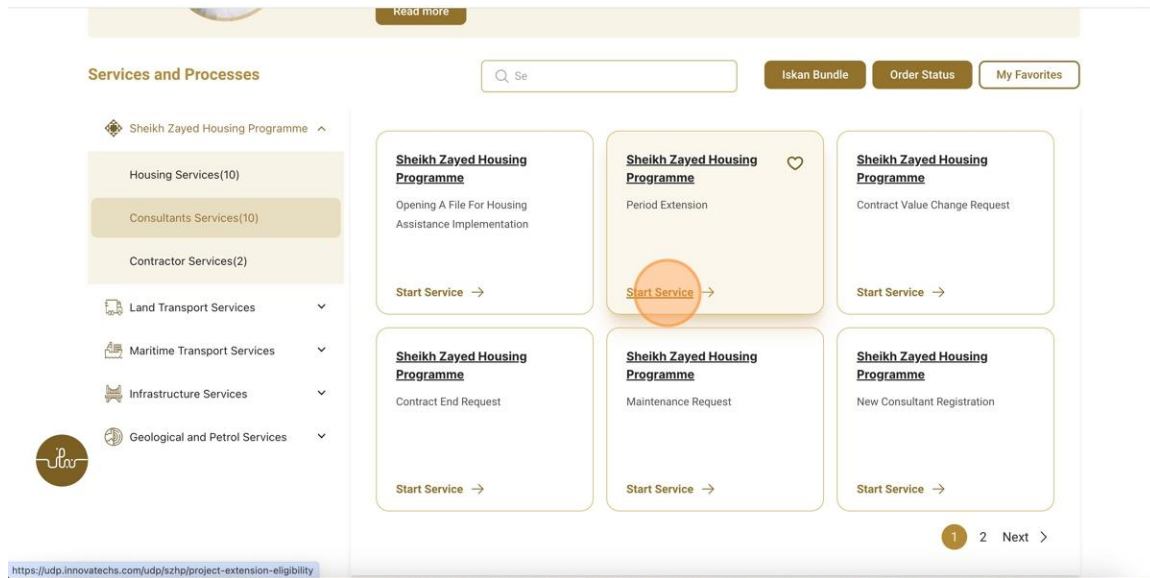
4. After entering the OTP, Beneficiary will be navigated to the page where they can view all the Services.



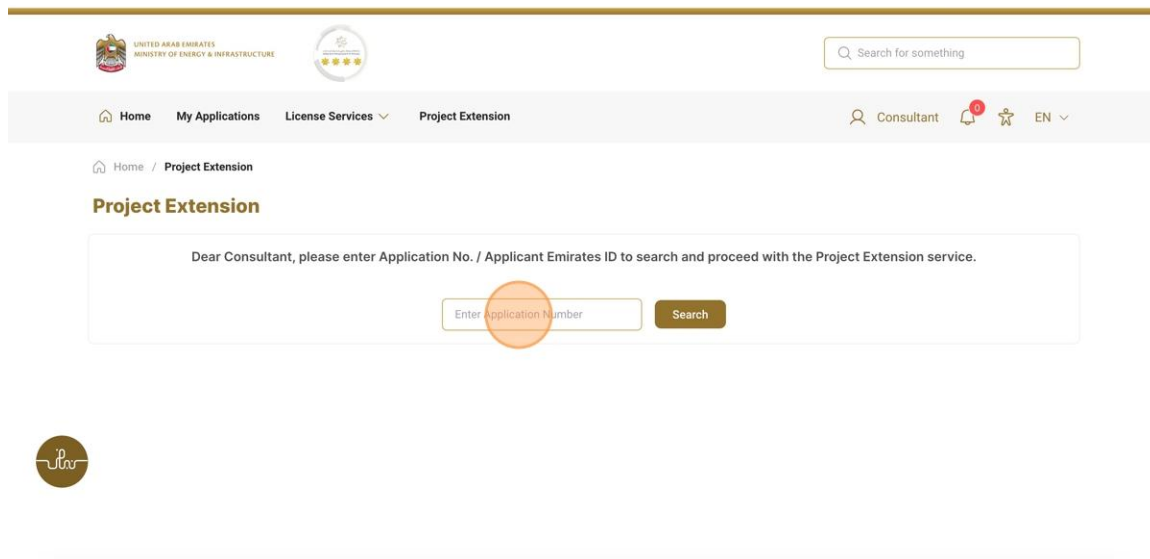
5. Click here to open the housing services




6. Click here to Open the Project Extension Service




7. Click here to enter the Application number



8. Click here to search the application



UNITED ARAB EMIRATES
MINISTRY OF ENERGY & INFRASTRUCTURE



[Home](#) [My Applications](#) [License Services](#) [Project Extension](#)

[Consultant](#) [EN](#)

[Home](#) / [Project Extension](#)

Project Extension

Dear Consultant, please enter Application No. / Applicant Emirates ID to search and proceed with the Project Extension service.

9. Click here to enter the date

[Home](#) / [Project Extension](#)

Project Extension

1 Project Extension Details

2 Supporting Documents

<< < Mar 2025 > >>

Su	Mo	Tu	We	Th	Fr	Sa
23	24	25	26	27	28	1
2	3	4	5	6	7	8
9	10	11	12	13	14	15
16	17	18	19	20	21	22
23	24	25	26	27	28	29
30	31	1	2	3	4	5

Today

Project Start Date
26-Oct-2024

Project End Date
26-Mar-2026

Current House Delivery Date
26-Mar-2025

Remaining Period
151 Days

Number of Months *
 Months

Number of Days *
 Days

Remarks *

Next Step >

Supporting Documents

Copyright © MOEI

2025

10. Click here to enter the number of months

Home / Project Extension

Project Extension

Back Submit

1 Project Extension Details

✓ Supporting Documents

Project Extension Details

Beneficiary Name
Sowjanya Reddy

Project Start Date
26-Oct-2024

Project End Date
26-Mar-2026

Initial House Delivery Date
26-Mar-2025

Current House Delivery Date
26-Mar-2025

Remaining Period
151 Days

Project Extension Date *
2025-03-26

Number of Months *
0 Months

Number of Days *
1 Days

Remarks *
Remarks

Next Step >

Supporting Documents

11. Click here to enter the number of days

Home / Project Extension

Project Extension

Back Submit

1 Project Extension Details

✓ Supporting Documents

Project Extension Details

Beneficiary Name
Sowjanya Reddy

Project Start Date
26-Oct-2024

Project End Date
26-Mar-2026

Initial House Delivery Date
26-Mar-2025

Current House Delivery Date
26-Mar-2025

Remaining Period
151 Days

Project Extension Date *
2026-01-27

Number of Months *
10 Months

Number of Days *
1 Days

Remarks *
Remarks

Next Step >

Supporting Documents

12. Click here to enter the remarks

Home / Project Extension

Project Extension

Back Submit

1 Project Extension Details

Supporting Documents

Project Extension Details

Beneficiary Name
Sowjanya Reddy

Project Start Date
26-Oct-2024

Project End Date
26-Mar-2026

Initial House Delivery Date
26-Mar-2025

Current House Delivery Date
26-Mar-2025

Remaining Period
151 Days

Project Extension Date *
2026-01-28

Number of Months *
10 Months

Number of Days *
2 Days

Remarks *
Remarks

Next Step >

Supporting Documents

13. Click here to go to next step

Home / Project Extension

Project Extension

Back Submit

Project Extension Details

Supporting Documents

Project Extension Details

Beneficiary Name
Sowjanya Reddy

Project Start Date
26-Oct-2024

Project End Date
26-Mar-2026

Initial House Delivery Date
26-Mar-2025

Current House Delivery Date
26-Mar-2025

Remaining Period
151 Days

Project Extension Date *
2026-01-28

Number of Months *
10 Months

Number of Days *
2 Days

Remarks *
TEST

Next Step >

Supporting Documents

14. Click here to upload the file

Supporting Documents

Supporting Documents

Any Supporting Documents

Upload File

Previous Step

Project Extension History

Total Records : 0

#	Housing Delivery Date	Extended Delivery Date	Requested On	Approved On	Status
No records to display					

Rows per page 10 1-NaN of NaN

The Ministry

Using the website

Information and support

References

About the ministry

Sitemap

Regulations

15. Click here to submit the Application

UNITED ARAB EMIRATES
MINISTRY OF ENERGY & INFRASTRUCTURE

Search for something

Home My Applications License Services Project Extension

Consultant EN

Home / Project Extension

Project Extension

Back Submit

Project Extension Details

Supporting Documents

Any Supporting Documents

Upload File

Draft-Certificate (2).Pdf

Previous Step

16. Click on My Applications to view the status of the Application

The screenshot shows a web application interface for the Ministry of Energy and Infrastructure. The top navigation bar includes 'Home', 'My Applications' (highlighted with an orange circle), 'License Services', and 'Project Extension'. A search bar is located on the right. Below the navigation bar, the 'Project Extension' section is active, displaying a 'Back' button. The main content area shows a consultant's profile with details such as Family/Town No, Date of Birth, Passport Details, Employee Details (Surendra), Salary (600001 AED), and Address (Xxx, Abu Dhabi, Abu Dhabi City, Abudhabi). Below this, a summary bar shows the File Number (EXT_176), Application Type (Project Extension), Submitted On (25-Oct-2024), and Status (Submitted). A sidebar on the left contains a 'Project Extension Details' section with a 'Supporting Documents' link. The URL at the bottom is https://udp.innovatechs.com/udp/szhp/my-applications.

UNITED ARAB EMIRATES
MINISTRY OF ENERGY & INFRASTRUCTURE

Search for something

Home My Applications License Services Project Extension

Consultant Consultant EN

Home / Project Extension

Project Extension Back

Consultant

784-1991-XXXXXXX-X 40 Years (F)

Family / Town No 331368 / 103

Date of Birth 14-Jan-1984

Passport Details

Employee Details Surendra

Salary 600001 AED

Address Xxx, Abu Dhabi, Abu Dhabi City Abudhabi

File Number EXT_176

Application Type Project Extension

Submitted On 25-Oct-2024

Status Submitted

Project Extension Details

Supporting Documents

Beneficiary Name Project Start Date Project End Date

https://udp.innovatechs.com/udp/szhp/my-applications

17. Fill the satisfaction survey about the eService, when the following pop-up shows up:



The image shows a 'Customer Pulse Survey' form from the United Arab Emirates. The form is titled 'Customer Pulse Survey' and asks the user to rate their agreement with various statements based on their experience. The statements are listed on the left, and the rating scale is on the right. The rating scale consists of seven stars, with labels: 'Extremely Disagree', 'Disagree', 'Somewhat Disagree', 'Neutral', 'Somewhat Agree', 'Agree', and 'Extremely Agree'. The statements are:

- Availability & accuracy of Service information
- Ease of Service accessibility in the Smart Application
- Ease & Simplicity of Service Application Steps
- Ease and Variety of payment options
- Possibility of Service Status Tracking
- Service Completion time was reasonable & within my expectations
- Smart Application efficiency (no delays or errors in app)
- Availability of Online Support

At the bottom of the form, there are 'Previous' and 'Next' buttons. The form is branded with the United Arab Emirates logo and the 'CUSTOMER PULSE' logo.



The image shows a 'Customer Pulse Survey' pop-up window. The pop-up is titled 'Customer Pulse Survey' and asks the user to rate their overall satisfaction with the service. The rating scale consists of seven stars, with labels: 'Extremely Dissatisfied' and 'Extremely Satisfied'. The question is: 'Overall, how satisfied are you about the service? *'. At the bottom of the pop-up, there is a 'Next' button. The pop-up is branded with the United Arab Emirates logo and the 'CUSTOMER PULSE' logo.